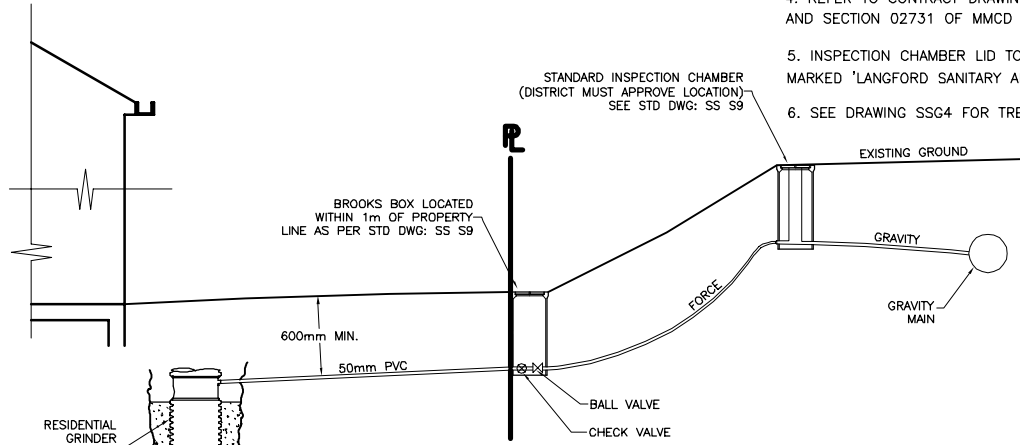
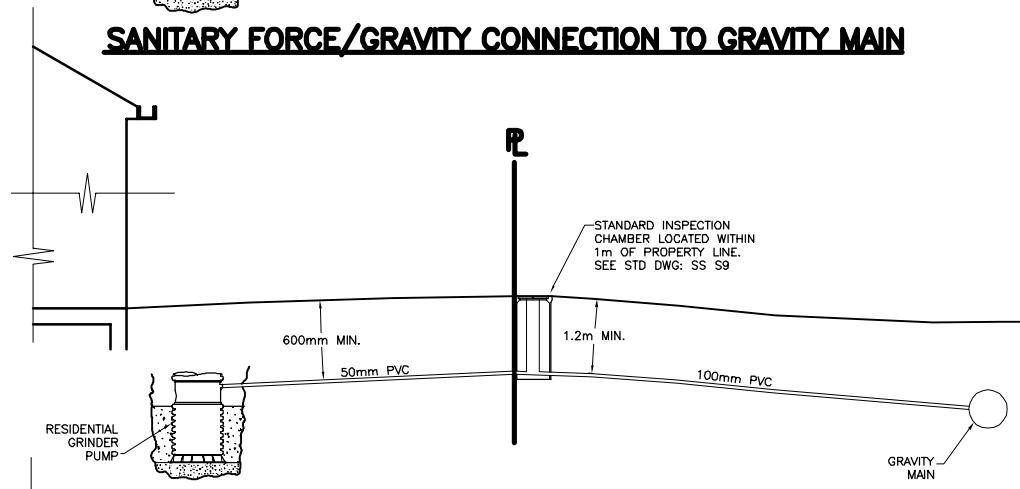


GENERAL NOTES:

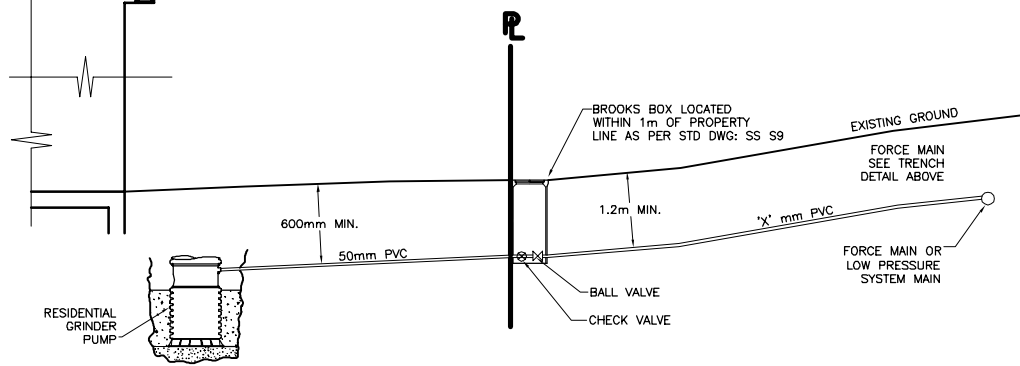
1. THIS DRAWING SHALL APPLY TO ALL IC INSTALLATIONS WHERE THE IC IS INSTALLED BETWEEN THE GRASSED BLVD. AND PROPERTY LINE
2. REFER TO DRAWING MMCD S7 FOR INSTALLATION REQUIREMENTS.
3. INSPECTION CHAMBER TO BE APPROVED MANUFACTURED FITTING.
4. REFER TO CONTRACT DRAWINGS FOR SITE SPECIFIC DIMENSIONS AND SECTION 02731 OF MMCD FOR DETAILED SPECIFICATIONS.
5. INSPECTION CHAMBER LID TO BE PERMANENTLY MARKED 'LANGFORD SANITARY AND MARKED RED.
6. SEE DRAWING SSG4 FOR TRENCH DETAIL.



SANITARY FORCE/GRAVITY CONNECTION TO GRAVITY MAIN



SANITARY FORCE CONNECTION TO GRAVITY MAIN



SANITARY FORCE CONNECTION TO LOW PRESSURE SYSTEM MAIN

Dwg Name: SS S10- Sanitary Force Main Connection

SANITARY FORCE MAIN CONNECTION

DISTRICT OF LANGFORD
ENGINEERING DEPARTMENT

DATE:
01/10/31

DRAWN:
SE

MMCD SS

SCALE:
N.T.S.

APPROVED:

S10